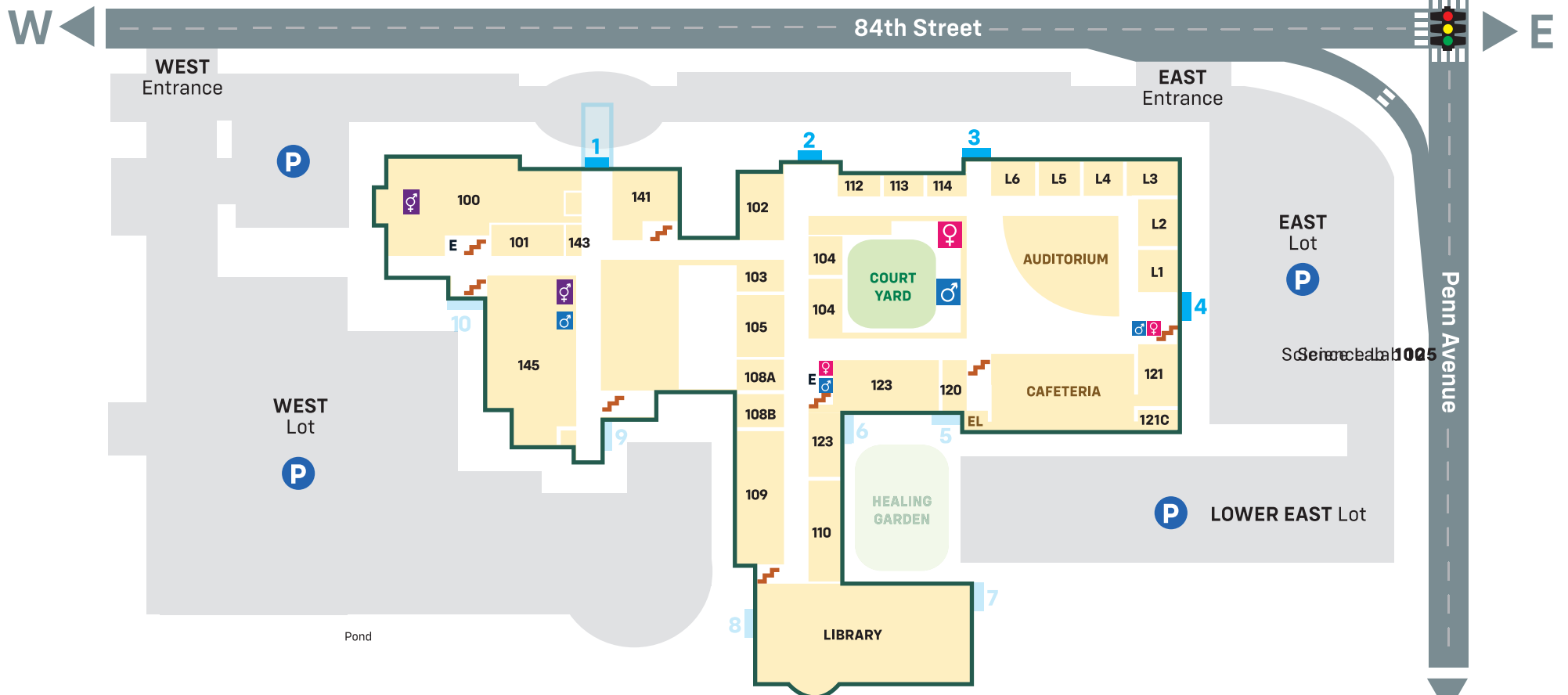


Campus map: 1st Floor

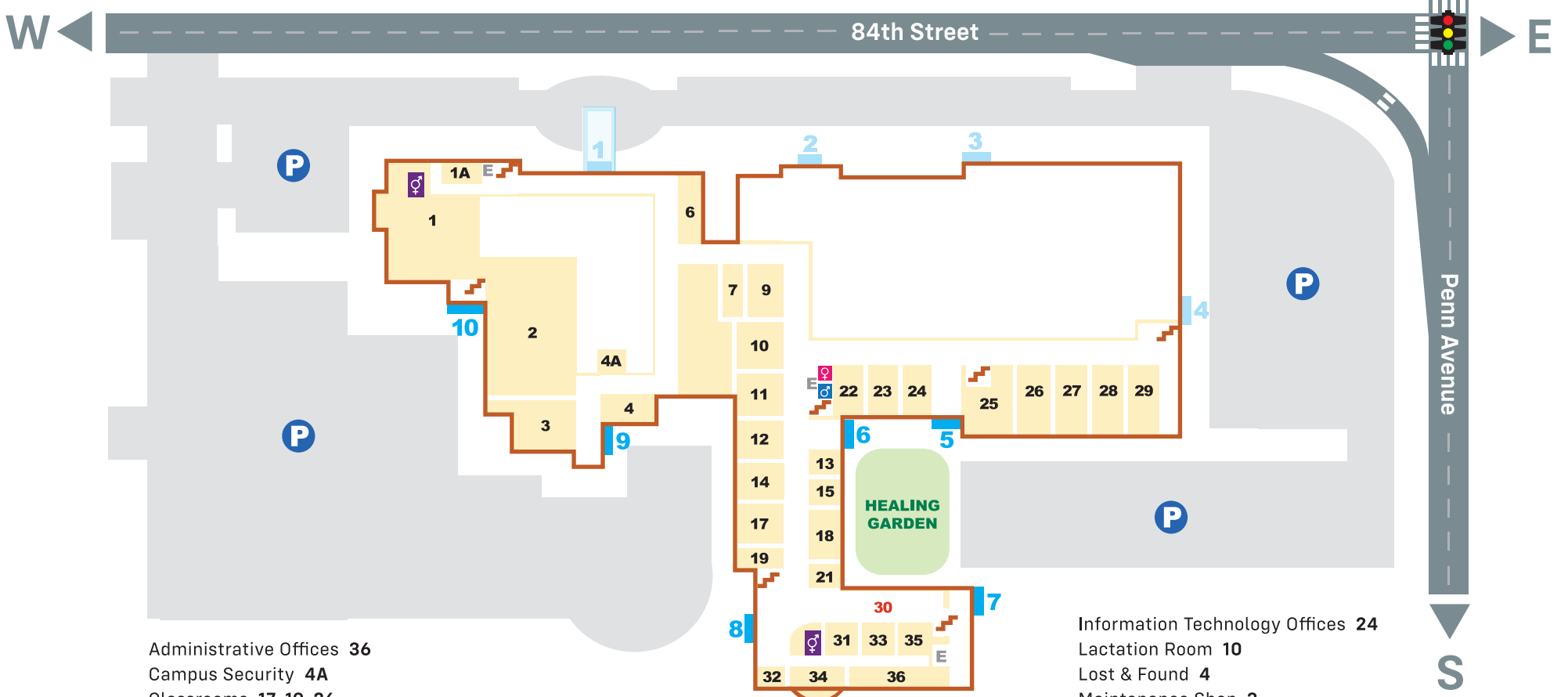
- E** Elevator
- ♀** Women's Restroom
- P** Parking
- ♂** Men's Restroom
- ♂♀** Gender Inclusive Restroom
- Entrance Door**
- Stairs**



- | | | |
|--|-------------------------------------|--|
| Accounting 112 | Human Performance Center 101 | Monte's Grill CAFETERIA |
| Admissions 141 | Human Resources 113 | NWHSU Bloomington Clinic 100 |
| Classrooms L1, L2, L3, L4, L5, L6 | Kitchen 121 | Office of Student Financial Services and Registration 114 |
| Classroom 110 | Science Lab 102 | Student Lounge 121C |
| Continuing Education 103 | Science Lab 104 | TruNorth Wellness Hub 123 |
| Employee Lounge EL | Science Lab 105 | |
| Fetzer Board Room 120 | Science Lab 108A | |
| Gross Anatomy Labs 109 | Science Lab Prep 108B | |
| Gym 145 | Meditation Room 143 | |

Campus map: Ground Floor

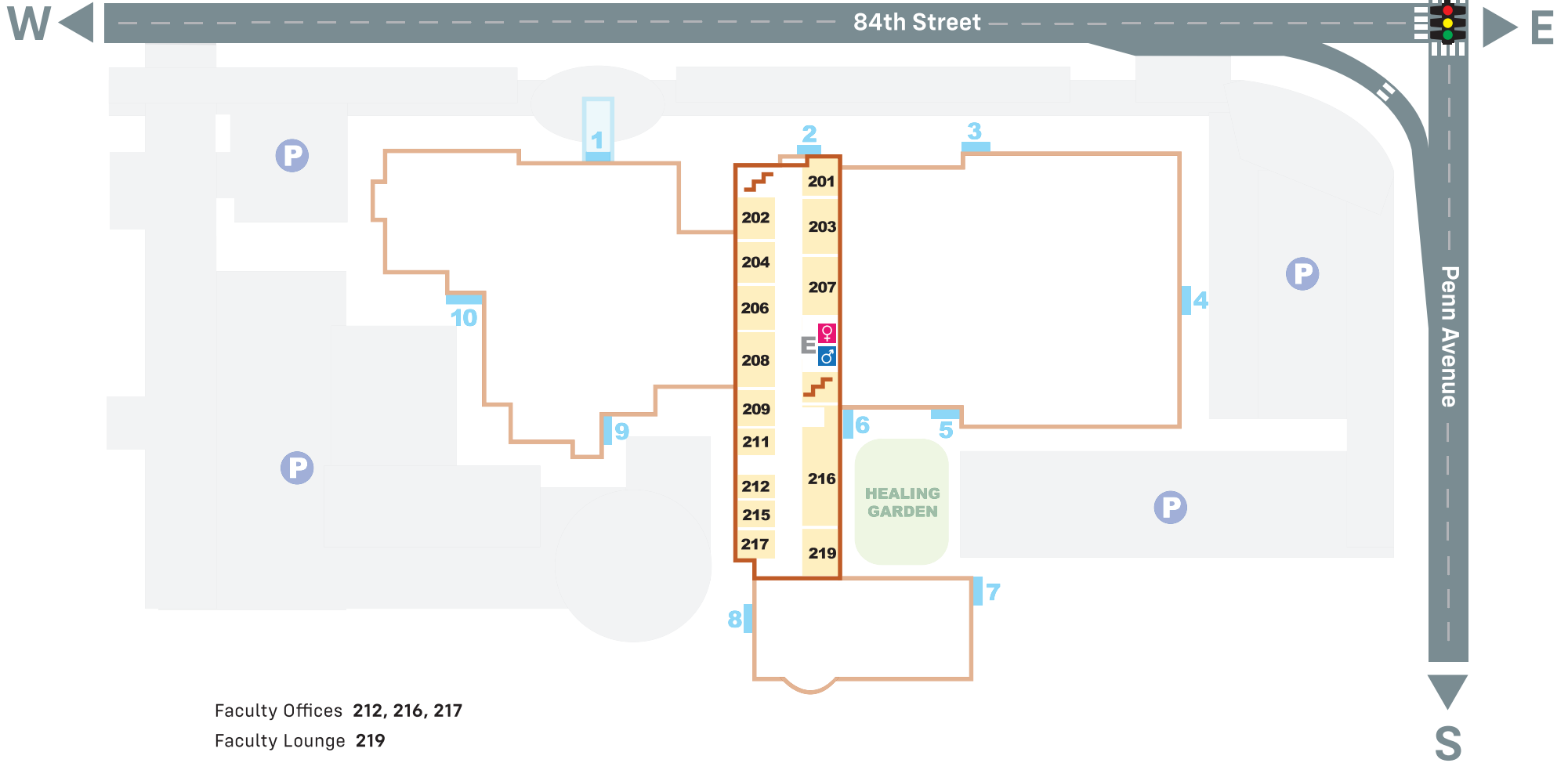
- E** Elevator
- ♀** Women's Restroom
- P** Parking
- ♂** Men's Restroom
- ♂♀** Gender Inclusive Restroom
- Entrance Door**
- Stairs**



- | | |
|---|---|
| Administrative Offices 36 | Information Technology Offices 24 |
| Campus Security 4A | Lactation Room 10 |
| Classrooms 17, 19, 26 | Lost & Found 4 |
| Clinical Education 12 | Maintenance Shop 3 |
| Conference Room 9 | Marketing 31 |
| Copy Center & Mail Room 14 | Medical Assisting Lab 1A |
| Dean's Office-Health and Wellness 23 | NWHSU De Rusha Clinic 1 |
| Engineering 7 | Radiation Therapy Lab 22 |
| Executive Conference Room 32 | Receiving Dock 4 |
| Facilities Director 4A | Simulation Medical Lab 13 |
| Faculty Offices 11 | Student Affairs and Academic Testing Center 35 |
| Fitness Center & Locker Rooms 2 | Student Organization Center 33 |
| Force Sensing Tables 18 | Techniques Lab 15, 27, 28 |
| Herbal Dispensary 6 | Technology Center 25 |
| Holtz Board Room 34 | The Janice M. Sweere Fireside Lounge 30 |
| | Undergrad & PBPH Faculty 29 |

Campus map: **Top Level**

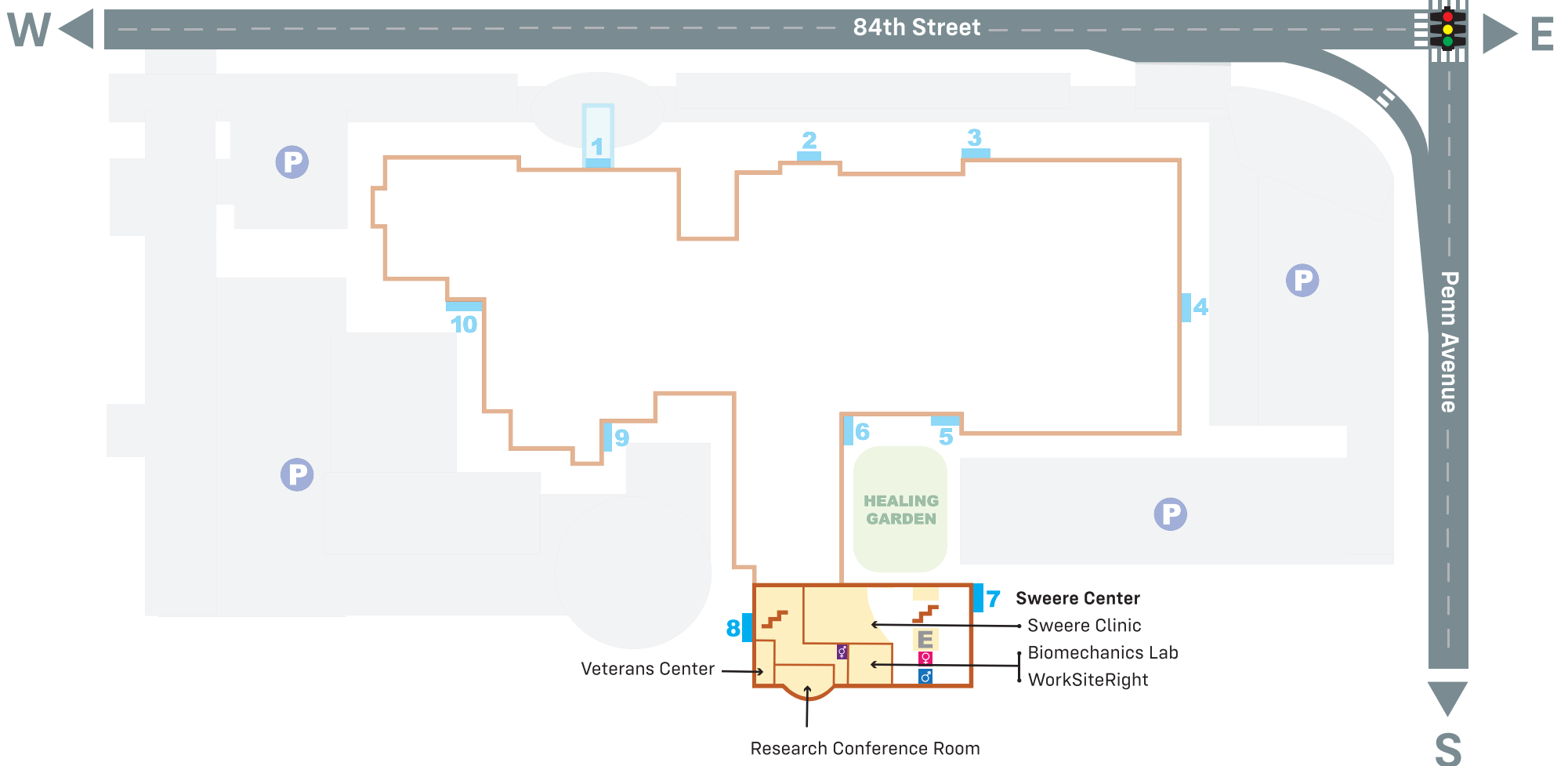
- E** Elevator
- ♀** Women's Restroom
- ♂** Men's Restroom
- ♂♀** Gender Inclusive Restroom
- P** Parking
- ↕** Stairs
- Entrance Door



- Faculty Offices **212, 216, 217**
- Faculty Lounge **219**
- Massage Therapy Faculty Offices **208**
- Techniques Labs **201, 203, 206**
- Radiology Classroom **207**
- Radiology Consultation Services **216**
- Radiology Lab **202**
- Technique Labs **209, 211**

Campus map: **Lower Level**

- E** Elevator
- ♀** Women's Restroom
- ♂** Men's Restroom
- ♂♀** Gender Inclusive Restroom
- P** Parking
- ↕** Stairs
- Entrance Door



- 7** Sweere Center
- Sweere Clinic
- Biomechanics Lab
- WorkSiteRight
- Veterans Center
- Research Conference Room